

# DISCOVER TOTALSPAN: YOUR GUIDE TO BUILDING A NEW SHED



**TOTALSPAN**<sup>®</sup>

STEEL BUILDINGS

WHO CAN? TOTALSPAN!

# WELCOME TO TOTALSPAN

**At Totalspan, we totally care about the things you do!**

Building your dream shed with Totalspan is a great choice. Over 35 years, thousands of Australian families and businesses have constructed steel buildings with us, which is why we're one of Australia's most trusted construction industry brands. But don't just take our word for it – take a look at our customer reviews (reviews on page 8).

**What building with Totalspan means for you:**

- ✓ Great looking shed
- ✓ Reassurance and peace of mind
- ✓ Proven quality (and a 50-year structural warranty!)
- ✓ A hassle free experience, from concept to completion
- ✓ Obligation-free advice and quotes
- ✓ Access to a friendly local team who understands what matters to you
- ✓ Customised solutions – created specifically for your needs

Choosing your new building is a big step and we understand that it's an important investment for you. Remember we're always happy to answer any questions and organise things on your behalf.

**ASK US – WE'RE HERE FOR YOU!**



# BUILDING WITH THE BEST

**Totalspan has a reputation for strength, quality of construction and dependability. What's more, we offer a 50-year Structural Warranty for extra peace of mind.**



**50-year warranty:** And when we say we stand behind our builds, we mean it! Enjoy a whopping 50-year structural warranty (on top of our supplier warranties) - a testament to the quality of our sheds.

**Proudly Made in Australia:** Support local! Our Head Office and manufacturing facility is based here in Australia, just a stone's throw from Brisbane, QLD.



**Site Specific Engineering:** Our sheds are designed site specifically. Meaning, we design every shed based on the location it is to be built and what you intend to use your shed for.



**ShedSafe Accredited:** Totalspan's buildings aren't just strong, they are engineered to keep you, your people and your assets safe. Our engineering complies with ShedSafe, which is an accreditation scheme that oversees the Australian steel building industry. Not all shed manufacturers are ShedSafe accredited. Not all sheds are engineered for safety and structural integrity.

## **Technical Support:**


- Individual customised kit.
- All materials are labelled for easy identification.
- Handover documents.
- Framing plans and assembly guide.
- Complex foundation design – concrete, subfloor, all soil types.



LET'S GET STARTED!

# BUILDING WITH TOTALSPAN

The building process doesn't need to be complicated and we will work with you to help keep things simple. When you choose to build with Totalspan, you're not just getting a kit or a construction service – you're gaining a dedicated partner who oversees the entire process, from conception to completion.



## DESIGN + QUOTE

We will work with you to design the shed of your dreams. Our specialised team, combined with our state-of-the-art design software, can customise a shed, garage, or workshop that suits your needs.



## BUILDING APPROVALS + INSPECTIONS

Once you have signed your contract, we will start compiling the relevant paperwork and liaising with other parties to make the process as efficient as possible.



## PREPARING YOUR SITE + CONCRETE SLAB

Our contractors will be on site for one to two days (depending on the build size) to prepare the foundations and pour the concrete slab.



## CONSTRUCTION OF YOUR TOTALSPAN BUILDING

- The kit is unpacked and a quality check is completed.
- We can offer the full installation if you have a local Totalspan team in your area!
- DIY? We advise you use licensed contractors to assist you in your project.



## FIT-OUTS

If you have plumbing and electrical included in your project, then we can work with certified plumbers and electricians to carry out the work required during construction.

\*participating outlets only.

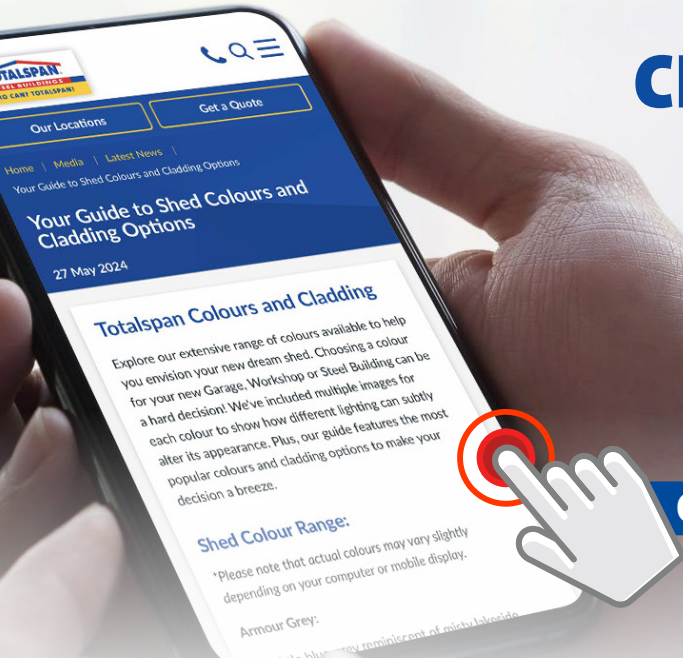


## COMPLETION + SIGN-OFF

Before we leave your site we'll carry out a Quality Assurance inspection to ensure everything has been completed. All that's left is for you to enjoy your new Totalspan building!

# CLADDING AND COLOURS


Totalspan has a massive colour range to select from and 4 cladding profiles. You can take a look online at examples of our sheds in all the colour options.




[CLICK TO VIEW COLOURS ONLINE](#)




**ARMOUR GREY**  
(Windspray ®)  
Available in 7 Rib, Spanclad, Totalclad, & Corrugated



**BASAL**  
(Basalt ®)  
Available in 7 Rib, Spanclad, Totalclad, & Corrugated




**BIRCH**  
(Dune ®)  
Available in 7 Rib, Spanclad, Totalclad, & Corrugated




**CAULFIELD GREEN**  
(Cottage Green ®)  
Available in Spanclad, Totalclad, & Corrugated




**DUSK**  
(Evening Haze ®)  
Available in Spanclad, Totalclad, & Corrugated




**EBONY**  
(Night Sky ®)  
Available in Spanclad, Totalclad, & Corrugated




**GULL GREY**  
(Shale Grey ®)  
Available in 7 Rib, Spanclad, Totalclad, & Corrugated




**GULF**  
(Gully ®)  
Available in Spanclad, Totalclad & Corrugate



**HAMPTONS WHITE**  
(Dover White ®)  
Available in Spanclad, Totalclad, & Corrugated



**HERITAGE RED**  
(Manor Red ®)  
Available in 7 Rib, Spanclad, Totalclad, & Corrugated



**IRON GREY**  
(Iron Stone ®)  
Available in 7 Rib, Spanclad, Totalclad, & Corrugated




**JASMIN BROWN**  
(Jasper ®)  
Available in Spanclad, Totalclad, & Corrugated



**MERINO**  
(Paper Bark ®)  
Available in 7 Rib, Spanclad, Totalclad, & Corrugated




**MIST GREEN**  
(Pale Eucalypt ®)  
Available in 7 Rib, Spanclad, Totalclad, & Corrugated



**MONOLITH**  
(Monument ®)  
Available in 7 Rib, Spanclad, Totalclad, & Corrugated




**MONTAUK**  
(Southerly®)  
Available in Spanclad, Totalclad & Corrugate



**MOUNTAIN BLUE**  
(Deep Ocean ®)  
Available in Spanclad, Totalclad, & Corrugated




**OFF WHITE**  
(Surf Mist ®)  
Available in 7 Rib, Spanclad, Totalclad, & Corrugated




**SLATE GREY**  
(Woodland Grey ®)  
Available in 7 Rib, Spanclad, Totalclad, & Corrugated




**SMOOTH CREAM**  
(Classic Cream ®)  
Available in 7 Rib, Spanclad, Totalclad, & Corrugated



**STONY BROOK**  
(Bluegum®)  
Available in Spanclad, Totalclad & Corrugate




**WALLAROO**  
(Wallaby ®)  
Available in Spanclad, Totalclad, & Corrugated



**ALUZINC**  
(Zincalume ®)  
Available in 7 Rib, Spanclad, Totalclad, & Corrugated


## CLADDING:




7-RIB



SPANCLAD



TOTALCLAD



CORRUGATED

# BUILD CAPABILITIES

- Heights up to 6m (standard) and up to 12m (custom)
- Clear spans up to 35m
- Unlimited lengths
- Bay openings up to 18m
- Variable bay widths
- Dividing and internal walls
- Various hold down methods
- Four sheeting profiles
- Capability to design in 100mm increments
- Gable or Skillion roof design (or asymmetric)
- Variety of roof pitches (up to 45-degrees)
- Cantilever awning
- Eaves and soffit lining kits
- Lean-tos (awnings)
- Cyclone, snow, earthquake and flood + landslip hazard loading
- All building classes available
  - Importance levels 1-4 available

## ROOF OPTIONS

At Totalspan there are two types of roofs you can select from:

### SKILLION ROOFS

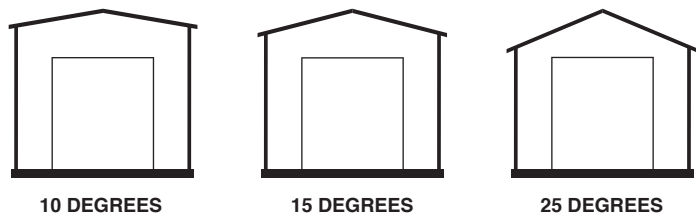
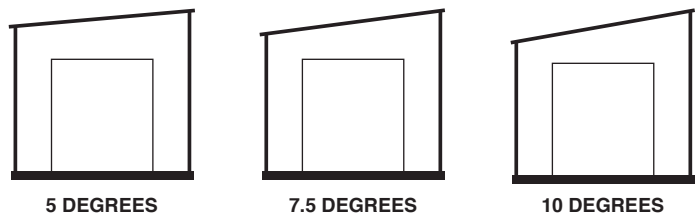
Have one single flat surface that slopes to one side. They are also referred to as a mono-pitch.

### GABLE ROOFS


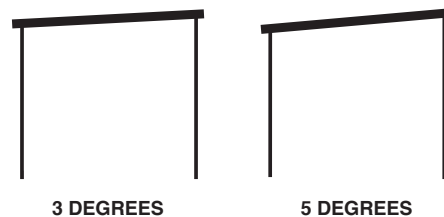
Are the more traditional roof you see on houses or sheds. A gable roof is when two sloping sides come together at a ridge, effectively creating a triangular extension at the top.

Custom roof pitch options up to 45-degrees available (subject to engineering).

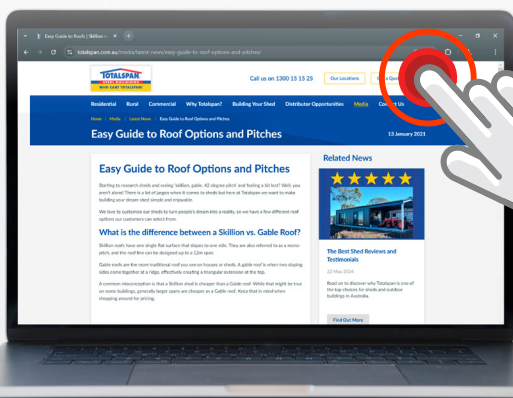
#### SHED STANDARD ROOF PITCH OPTIONS



#### CARPORT STANDARD ROOF PITCH OPTIONS



[CLICK TO VIEW ROOF OPTIONS ONLINE](#)



# ADDITIONAL EXTRAS

## DOORS



**ROLLER DOOR**  
*Optional Wind  
Locked Roller Doors*



**GLASS SLIDING  
DOOR**



**PERSONAL ACCESS  
(PA) DOOR**



**STEEL SLIDING  
DOOR**

## WINDOWS



## VENTILATOR



## SKYLIGHTS



## MEZZANINE




## AWNINGS



## INSULATION



## HORIZONTAL WALL CLADDING



## VERMIN FLASHING



## MARINE/COASTAL CLADDING UPGRADES

**UniCote<sup>®</sup> Coastal**

# DISCOVER WHY CUSTOMERS LOVE TOTALSPAN SHEDS

At Totalspan we pride ourselves on delivering high-quality sheds that meet the diverse needs of our customers. But don't just take our word for it—our satisfied customers have plenty to say about their experiences.

## EXCEPTIONAL QUALITY AND CRAFTSMANSHIP

Our customers consistently praise the superior quality of our sheds.



*"The team that Totalspan Toowoomba put together for this 'all-in' contract build are all exceptional and talented. Great communication, great ideas. I even tried to find fault, but it's less than 2mm out over 18 meters. This was the best 'collaborative build' I've ever been a part of. (I have other sheds on various properties, other national companies....which I'd never use again)."*

- T. Helander



## CUSTOMER SERVICE

We believe that great products are complemented by exceptional customer service.

*"The team at Totalspan were incredibly helpful in providing multiple quotes for consideration as well as helping sort out the paperwork required. Build team did an amazing job and left the site in a great condition. Final product looks amazing also. Highly recommend."*

- Tori .J



*"From start to finish, Totalspan were great to deal with. Great communication, on point with the construction and our new massive 3 bay shed is perfect! I would happily recommend this company for anyone looking for a new shed. Cheers guys!"*

- Eli .A

## EASY AND HASSLE-FREE INSTALLATION

One of the most frequent compliments we receive is about our hassle-free installation process.



*"The entire team at Totalspan were great, I am very happy with my new carport. During the busiest time of the year, they managed to organise a quote within a reasonable timeframe, deliver materials on the exact date they advised 6 weeks prior, and the installation was on the scheduled date. They maintained communication all the way through. The sales staff were great and very informative, administration were very helpful and the installation team were very professional."*

- S. Frappell



*"Best building team I've worked with. Excellent quality shed, on time and budget. No problems. I highly recommend."*

- S. Waters



## VERSATILE AND CUSTOMISABLE OPTIONS

Our sheds are designed to meet a variety of needs, whether it's for storage, a workshop, or a home office.



*"We chose Totalspan because they were willing to customise to our requirements, including special doors and windows, when other shed companies would only leave openings for us to install ourselves, or simply wouldn't do it. They also quoted earlier delivery and construction than others, although we were sceptical of this as all the other companies told us "everything is taking longer". Our shed was started on time, finished on time, and the quality of workmanship was great. The guys on site were friendly, skilled and experienced. Nothing was too much trouble, everyone at Totalspan was very responsive, and our project manager Tim willing to come out after it was finished without question to meet the window supplier to tend to some teething problems with the door and windows, just to make sure it all went well. I would highly recommend the Totalspan Gold Coast team."*

- C. Allen

## COMPETITIVE PRICING

We offer high-quality sheds at competitive prices, and our customers appreciate the value they receive.



*"2nd time dealing with Totalspan, excellent customer service, great product and reasonably priced"*

- N. Turner



*"Very happy with quality product and service. Wanted to leave a review as very positive experience with a fantastic shed at a competitive price. The finished product was better than we expected"*

- K. Martel

## JOIN OUR HAPPY CUSTOMERS



*"We are very happy with the shed thanks & all the people involved right from the initial contract through the whole process. Everyone came when they promised & cleaned up the site when they completed their task. Lots of horror stories around the area regarding shed builds & delays which caused us to procrastinate but we are really happy with the complete process & dealings with your company. I have 2 friends in Pomonal that still have their shed kits sitting under plastic that placed orders before us & their projects have barely started for various reasons. They can't believe that ours is complete & ready to go. :-).*

*Thanks again to everyone involved & no wonder you get good reviews. Best way to do business is by word of mouth."*

- S. Thorpe



# GET INSPIRED



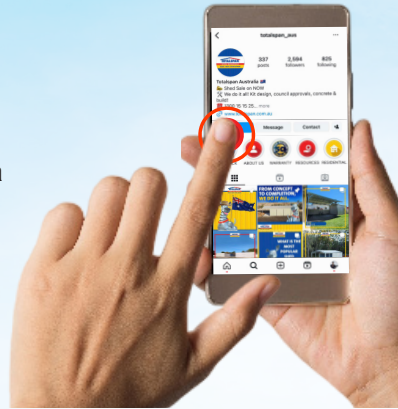
@TotalspanAustralia



@totalspan\_au



@totalspan\_australia



## WHAT IS DIFFERENT WHEN YOU BUILD WITH TOTALSPAN?



We come to you!  
Obligation free site  
evaluation



Transparent quotes  
- easy to see what is  
included



Best fit solution  
– designed and  
customised for you



Local team with  
National backing



50-Year  
Structural Warranty



ShedSafe  
Accredited



Site Specific  
Engineering



Proudly Made  
in Australia

## WHO CAN? **TOTALSPAN!**

# 1300 15 15 25



**TOTALSPAN**

STEEL BUILDINGS

WHO CAN? TOTALSPAN!